

## OBJECTIVE

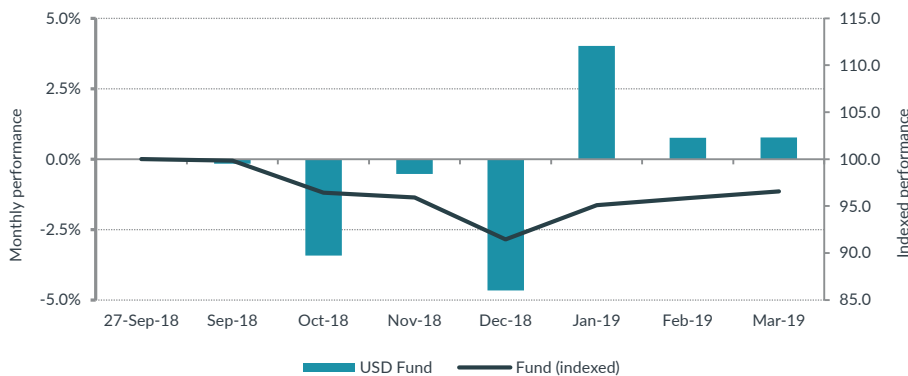
The ACPI Horizon UCITS Fund is an open-ended investment fund incorporated in Ireland. The investment objective of the fund is to achieve above average investment returns over the business cycle with an acceptable level of risk. The fund invests in different asset classes, such as equities, bonds, currencies and other eligible funds.

## MARKET SUMMARY

The positive performance streak continued in markets last month as bad news in the form of weaker economic data was translated into good news for equities via the belief that rates have peaked and central bank accommodation will come back to markets soon. The picture remained somewhat mixed with regards to economic data as German hard and soft (i.e. survey-based) data came in fairly weak, Chinese figures were rather on the softer side whilst US data had something for everyone. Only the next months will show which one of these trends is more sustainable and whether some of the data can be considered noise in the context of prevailing trade war and other uncertainties. The real money is betting on rate cuts over the course of the next 12 months as can be seen in the Fed Fund futures markets that are expecting between one and two rate cuts between now and the summer of 2020. This is a remarkable turn of events compared to only a few months ago, driven by an agile Powell Fed that was quick to react to market events, renewing the Greenspan put and, in addition to rates unlikely to be raised, will also end its balance sheet reduction programme by September. The MSCI World equity index gained 1% in March, the Citi WorldBIG fixed income index +1.3% whilst hedge funds lost 0.2%. The dollar index DXY gained 1.2% and global commodities rallied by 1.6%, driven by a 4.7% surge in oil prices.

## PERFORMANCE

Past performance is no guarantee of future returns. Source: ACPI and Bloomberg. All performance is calculated on a NAV-to-NAV basis and is as at the last business day of the month.

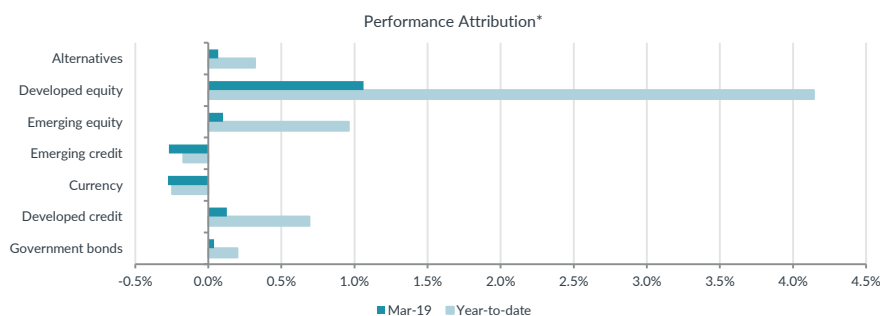


### Net performance

|      | 1 month | 3 months | 6 months | 1 year | Since launch |
|------|---------|----------|----------|--------|--------------|
| Fund | 0.77%   | 5.62%    | -3.28%   |        | -3.43%       |

### Asset allocation

|      | Equities | Fixed income | Alternatives | Cash |
|------|----------|--------------|--------------|------|
| Fund | 46.0%    | 45.9%        | 2.7%         | 5.5% |



\*The master fund (USD share class) performance attribution

### Monthly performance since 2015

|      | J     | F     | M     | A | M | J | J | A | S      | O      | N      | D      | Year   |
|------|-------|-------|-------|---|---|---|---|---|--------|--------|--------|--------|--------|
| 2018 |       |       |       |   |   |   |   |   | -0.16% | -3.43% | -0.53% | -4.67% | -8.56% |
| 2019 | 4.02% | 0.76% | 0.77% |   |   |   |   |   |        |        |        |        | 5.62%  |

## FUND FACTS

|                            |                             |
|----------------------------|-----------------------------|
| Entity                     | ACPI Select UCITS Funds plc |
| Investment Manager         | ACPI Investments Limited    |
| Inception Date             | 27 September 2018           |
| Minimum Initial Investment | £100,000                    |
| Subscription               | Daily                       |
| Redemption                 | Daily                       |

## KEY DATA

|  |                |
|--|----------------|
| Strategy assets (USD)                    | \$58.8 million |
| NAV (GBP)                                | £9.66          |
| Total return since inception             | -3.43%         |
| Number of positions                      | 44             |
| Equities PER 2019E                       | 14.6           |
| Equities dividend yield                  | 2.5%           |
| Average equity correlation to MSCI World | 36%            |
| Fixed income duration                    | 1.6 years      |
| Fixed income yield-to-worst              | 7.2%           |

## FEES

|                |       |
|----------------|-------|
| Management fee | 0.75% |
|----------------|-------|

## FUND CODES

|           |              |
|-----------|--------------|
| ISIN      | IE00BG13DH79 |
| Bloomberg | ACPHGIP ID   |

## RISK FACTORS YOU SHOULD CONSIDER BEFORE INVESTING

The value of investments and any income derived are subject to market and exchange rate movements and may fall as well as rise. Investors may not get back the full amount invested.

Investing in investment funds is subject to market risks.

Past performance results are no indication of future results, especially performance results referring to a period of less than twelve months (year-to-date-performance, start of investment fund within the last twelve months) are no reliable indicator for future results due to the short comparison period.

Issuance and redemption commissions are not included in the performance figures. All figures and information are given without any warranty and errors are reserved.

The annual management charge for the Fund will be charged to the Fund's income account. If insufficient income is generated by the Fund to cover the charge, the balance will be deducted from the Fund's capital and to that extent will constrain capital growth.

**PORTFOLIO**

The GBP Institutional + share class gained 0.77% in March.

The master fund gained 0.85% in March as markets continued their recovery, supported by a view of renewed accommodation by the world's largest central banks.

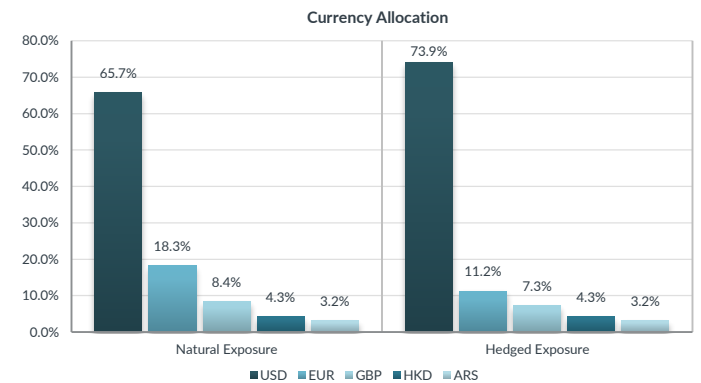
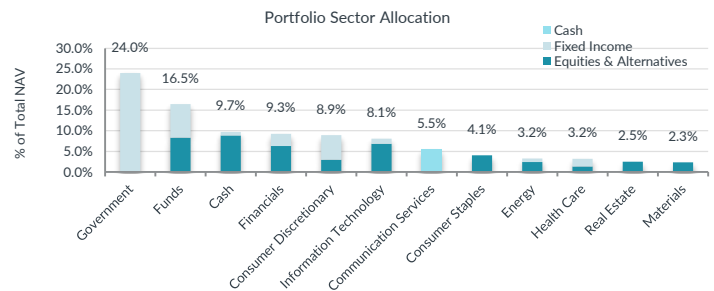
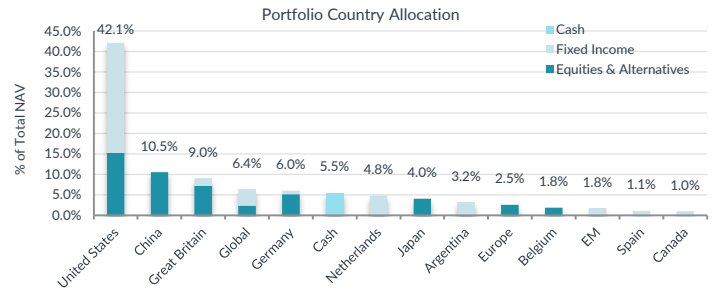
Economic data were not particularly strong but robust enough to fuel equity markets and sufficiently weak potentially to justify interest rate cuts later this year or next. The equity book generated the majority of returns, contributing 123 basis points (bp) in total. 39bps came from emerging market stocks of which Samsonite contributed 13bps while Baidu and AIA detracted performance in March. Samsonite continues to recover following 12 months of weak share price performance. The company trades on 14.5x forward earnings which is attractive, considering stable 10%+ earnings and 6% revenue growth. The forecast free cash-flow yield is in excess of 5%. Chinese travel agency Ctrip added 22bps as the stock gained 28% in March following a better-than-expected earnings release. The fund took profits as the stock has almost doubled over the past five months but is happy to revisit the case at a later stage. British American Tobacco added 34bps to the monthly performance as the stock gained more than 17% last month. The share continued to recover after it dropped more than 50% peak-to-trough in 2018 as a result of regulatory action targeting menthol cigarettes but also increased criticism directed at vaping products. In the longer-term, the fund believes this short-term noise will not detract much from the economic value of tobacco stocks although we would add that gearing has increased substantially for many of the names in the industry as a result of M&A activity. The developed market fixed income book contributed 13bps of which 8bps came from a recently purchased Telefonica perpetual.

**OUTLOOK**

- Highly indebted major World economies are characterised by steady GDP growth, low inflation and re-synchronising growth patterns, whilst the lack of fiscal stimulus puts the burden on central banks, which will keep interest rates relatively low for a long time to come.
- Valuations are high but US equities benefit from improving growth. Rising wages and a stronger dollar could provide EPS headwinds. Positive sentiment was the missing ingredient to push stocks closer to the tops in this cycle.
- Earnings growth continues to be robust and the economic backdrop of the eurozone is strong. Interest rates will stay low for the foreseeable future, while macro risks include a looming trade war.
- Japanese equity markets are still amongst the cheapest globally and for as long as yields remain anchored, the market remains attractive, although currency volatility induces substantial equity volatility in the country.
- In the medium term, yields can rise further as expectations for growth and inflation improve. As yields rise, US Treasuries are becoming more suitable as a hedging instrument again whilst providing some income.

**MANAGEMENT**

**Marco Pabst, CFA**, Marco is the Chief Investment Officer of ACPI and Chairman of the Investment Committee. He joined the firm in 2005. Marco started his career at Sal Oppenheim as a research analyst for German companies, before moving to UBS Warburg to cover European software and services companies. Marco received a Master's Degree in Business Administration (Diplom-Kaufmann) from the Technical University of Dresden, Germany, with a focus on finance and tax. He has been a CFA Charterholder since 2004.



**TOP TEN HOLDINGS (excluding cash)**

|                                       |       |
|---------------------------------------|-------|
| US 1.25% Treasury 04/30/19            | 18.5% |
| Rubrics Global Credit UCITS Fund      | 4.1%  |
| GLG Japan CoreAlpha Equity Fund       | 4.0%  |
| Argentina Treasury Bill 28.06.2019    | 3.2%  |
| Telefonica 4.375% perp                | 2.9%  |
| Adler Real Estate                     | 2.9%  |
| Sanditon UK Select Fund               | 2.9%  |
| MSCI Consumer Staples ETF             | 2.7%  |
| Brilliance China Core Long Short Fund | 2.7%  |
| Facebook                              | 2.7%  |

---

**IMPORTANT INFORMATION**

---

This document may only be distributed under the conditions set out in the Fund prospectus. Please refer to the Prospectus for further details.

The tax treatment of the funds depends on the personal circumstances of each client and can be subject to future changes. This document is for information only. It does not represent an offer for the purchase or sale of the Fund.

This document does not constitute an offer or solicitation to deal, whether directly or indirectly, in any particular fund. Nothing in this document should be taken as an expressed or implied indication, representation, warranty or guarantee of performance whether in respect of income or capital growth. No warranty or representation is given as to the accuracy or completeness of this document and no liability is accepted for any errors or omissions that the document may contain.

The manager of this fund is Link Fund Manager Solutions (Ireland) Limited, Registered address: 2 Grand Canal Square, Dublin 2, Ireland. The Fund is authorised by the Central Bank of Ireland as a UCITS pursuant to the UCITS regulations.

Issued by ACPI Investments Ltd (Registered in England - Number 03781549 at 37-43 Sackville Street, London, W1S 3EH), which is authorised and regulated by the Financial Conduct Authority (Register Number 192403). Details can be found on the following link [www.fca.org.uk/register](http://www.fca.org.uk/register).

For Italian Investors:

**Before investing, please read the Prospectus and the Key Investor Information Document (KIID) carefully.** Further information is provided in the Prospectus, available in English language, and in the Italian KIID. The offering documentation is available, free of charge, on the website <http://www.acpi.com>.

This presentation may contain past performances; **past performances are not an indication of future ones. Past yields are shown gross of taxation.** It is also recommended to read the most recent annual financial statement in order to be better informed about the funds' investment policy.

This marketing document is intended for institutional investors only.

© 2019 All rights reserved. No part of this document may be reproduced by any means, whether graphically, electronically, mechanically or otherwise howsoever, including without limitation photocopying and recording on magnetic tape, or included in any information store and/or retrieval system without the prior written permission of the Firm issuing this document.

Issued 08/04/2019 MG